




124cc LIGHT BIG BORE KIT IS ALSO RELEASED !

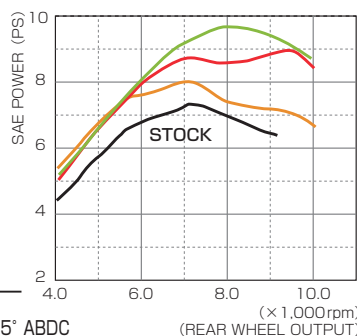


ALUMINUM CASTING STEEL SLEEVE CYLINDER

Heat dissipation effect was improved

HIGH CAMSHAFT

VALVE TIMING  
IN VALVE OPEN 16° BTDC CLOSE 35° ABDC  
EX VALVE OPEN 44° BBDC CLOSE 5° ATDC  
\* AT 1 mm LIFT  
\* NO DECOMP FUNCTION BUILT-IN



Measuring Vehicles :  
CROSS CUB 110 (JA60)

HIGH CAMSHAFT  
+UNI FILTER KIT  
HIGH CAMSHAFT  
STOCK CAMSHAFT

INSTALLED PARTS  
I-MAP FEEDBACK CANCELLER SET  
+CLASSIC DOWN MUFFLER  
\*Tested at Kitaco facility.  
Actual run may differ.

φ 50 CAST PISTON  
COMPRESSION RATIO :  
11.3 : 1

124cc LIGHT BIG BORE KIT (WITH HIGH CAMSHAFT)



APPLICATION

SUPER CUB 110 (JA59)  
CROSS CUB 110 (JA60)


REMARKS

○ ALUMINUM CASTING STEEL SLEEVE CYLINDER ○ WITH HIGH CAMSHAFT  
○ PISTON : CASTING SPECIFICATION (3R) ○ DISPLACEMENT : 124cc  
○ BORE : φ 50 ○ STROKE : 63.1mm (STOCK) ○ COMPRESSION RATIO : 11.3 : 1  
○ NON-LEAD PREMIUM GASOLINE TYPE

\* I-MAP (FUEL INJECTION CONTROLLER) is required to install. (The parts required vary depending on the degree of tuning.)

TYPE	CODE	PRICE
WITH HIGH CAMSHAFT	212-1456000	¥30,000

124cc LIGHT BIG BORE KIT (WITHOUT HIGH CAMSHAFT)



APPLICATION

SUPER CUB 110 (JA59)  
CROSS CUB 110 (JA60)

REMARKS

○ ALUMINUM CASTING STEEL SLEEVE CYLINDER ○ PISTON : CASTING SPECIFICATION (3R)  
○ DISPLACEMENT : 124cc ○ BORE : φ 50  
○ STROKE : 63.1mm (STOCK) ○ COMPRESSION RATIO : 11.3 : 1  
○ NON-LEAD PREMIUM GASOLINE TYPE

\* I-MAP (FUEL INJECTION CONTROLLER) is required to install. (The parts required vary depending on the degree of tuning.)

TYPE	CODE	PRICE
WITHOUT HIGH CAMSHAFT	212-1456001	¥21,000

POWER INCREASES FROM MID TO HIGH RPM RANGE !



HIGH CAMSHAT THAT FOR SUPER CUB110 (JA59), CROSS CUB110 (JA60) TYPE ENGINE. POWER INCREASES FROM MID TO HIGH RPM RANGE.

HIGH CAMSHAFT

APPLICATION

● STOCK HEAD OF FOLLOWING MODEL  
SUPER CUB 110 (JA59)、CROSS CUB110(JA60)、  
GROM (FNo.JC92-1000001 ~ 1099999) \*

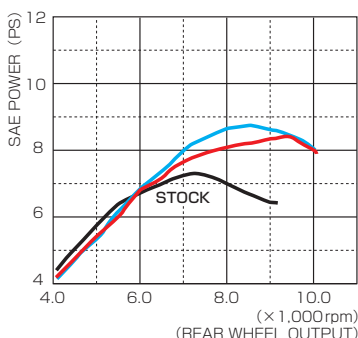
\* GROM (FNo.JC92-1100001 ~ 8BJ-JC92) not usable as there is no i-map available.

REMARKS

○ 145cc LIGHT BIG BORE KIT OPTION PARTS ○ SPACER SHIM INCL.  
○ VALVE TIMING (AT 1mm LIFT)  
IN VALVE OPEN 16° BTDC CLOSE 35° ABDC  
EX VALVE OPEN 44° BBDC CLOSE 5° ATDC

\* NO DECOMP FUNCTION BUILT-IN  
\* I-MAP (FUEL INJECTION CONTROLLER) is required to install.

CODE	PRICE
300-1452000	¥9,800



CROSS CUB (JA60)

HIGH CAMSHAFT  
+UNI FILTER KIT  
HIGH CAMSHAFT  
+STOCK AIR CLEANER

INSTALLED PARTS  
I-MAP FEEDBACK CANCELLER SET  
CLASSIC DOWN MUFFLER  
\*Tested at Kitaco facility. Actual run may differ according to conditions.

BIG BORE KIT RELATED Tune-up Item

ENGINE RELATED Tune-up Item