


FASHION CARRIER (CENTER)


CODE	(BLACK) 80-539-131011
APPLICATION	SUPER CUB C125 (JA48)


Thank you for purchasing Kitaco product. Read and understand the instruction before installing.

ATTENTIONS (MUST READ)

- This instruction sheet is for the instruction for genuine condition.
- This product is designed and made exclusive for application vehicles, do not use other models. Do not modify the way which is not listed or it will cause damage and trouble.
- We are not responsible for violation of law or damages and accidents caused by assembling mistake and improper setting.
- Please ask authorized mechanic for assembling and setting.
- Refer to the manufacturer service manual when installation.
- Bolts and nuts may get loosen by engine vibration. Make sure not to loosen any bolts and nuts before driving.

 Do not apply excessive force to carrier when you use rope or tie to deliver the vehicle. It might damage the center carrier or surrounding parts.

 Do not overweight on carrier. It might damage the carrier. **(Weight limit : 1.0kg)**

 Do not apply excessive force like lift the vehicle using carrier. When you turning the vehicle, use it to helping tool.

PACKING LIST				BLACK
FIGURE	NAME	CODE	QTY	
1	CENTER CARRIER MAIN UNIT BLACK	539-1310201	x1	
2	STAY (FRONT)	539-1310202	x1	
3	STAY (REAR)	539-1310203	x1	
4	SPACER COLLAR 6.2x18xL10	093-0800028	x4	
5	LUGGAGE HOOK C125	563-0900002	x1	
6	FLANGE COLLAR C125	539-1310204	x1	
7	CAP BOLT M6x25	060-0500025	x3	
8	CAP BOLT M6x30	060-0500030	x1	
9	BUTTON CAP BOLT M6x10	060-0550010	x4	
10	SPRING WASHER 6mm	091-0500006	x4	
11	WASHER 6x13xT1.0mm	090-0900006	x8	

HOW TO INSTALL

※If there is a hard degradation like a blem, fatigue and wear etc on the reuse parts, please change to new ones.

○Install center carrier temporarily by using reg shield installation bolt point with attached bolts.

※If install stay first, the hole point might not match.

※Tighten bolts alternately evenly while adjusting entire products.

FIGURE	NAME	TORQUE
7	CAP BOLT M6x25	10N · m
8	CAP BOLT M6x30	
9	BUTTON CAP BOLT M6x10	

